



FEED THE FUTURE

The U.S. Government's Global Hunger & Food Security Initiative

Nwaarizé tayey hallassa da yenandiyaŋ foobo



Tiraa kaŋ ga i ga guna ga gulla sagon nda (mate
kaŋ i ga a hallasi nda mate kaŋ i nafana nda)

www.coolveg.org/clay-pot-coolers



USAID
FROM THE AMERICAN PEOPLE

CoolVeg



CNFA
Cultivating New Frontiers
in Agriculture

Ifo se no i ga goy nda gulla kan ga yeenandi?

Boro ma goy nda gulla kan ga yeenandi manti kala dabari taji no kan ga i jaw kali goy albarkey hallasi (tuurize tayey) nda. Zama a ga m-ɗwaarey sara yanjo zabu.

- A ga i sarayaney zabu i kosu yan banda
- I ma si A ga windi yaney zabu habey ra
- A ga nooru wiiyaney zabu da Hallasiyaney boori
- Jaw kalli tuurize tayey kan ga ga-ham cina duura dogonandi alwaati kulu



Djiguiba Boureima (kambe-wo) nda Kadidia Nienta (kambe-ɗwaari) i go ga zaamani botogo gulley kan ga yeenandi nda i te harandanɗ margu Samanko kwaara ra, Mali; fota sambu ka: Ba Germain Diara

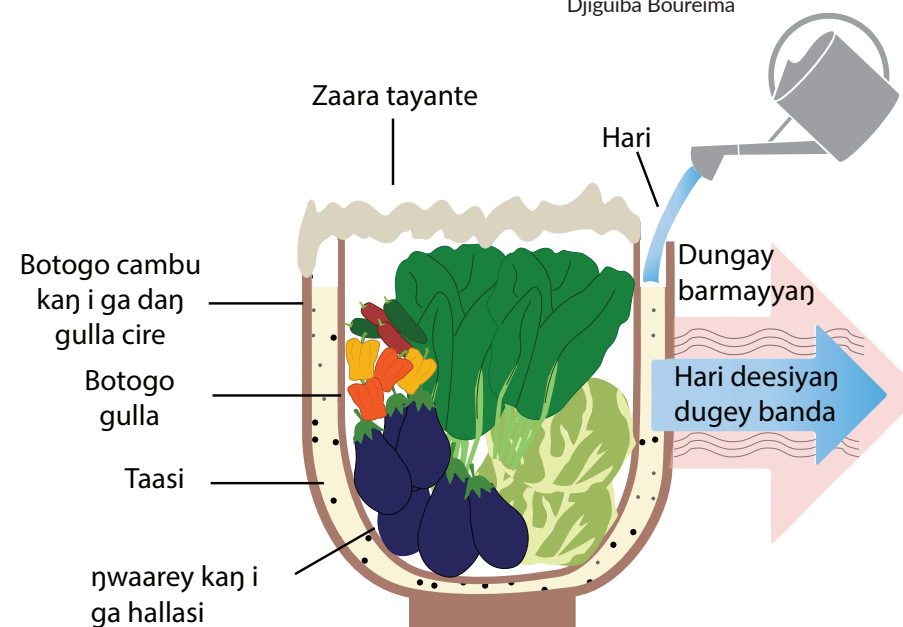
Mate kan i ga goy nd'ey?

Gulley sijiriyaŋo nufa ga ti a ma hawo yeenandiyaŋ haro deesiyaŋo alwaato ra. Zama harandiŋo kan ga te no ga jaw kali tuuriizey kan i kasu ga daŋ a ra hallasi.

- Taasi Yeeno harandam koy kan goy botogo kusu nda taasa kan ga beeri game ra; Ga naŋ tuuriize tayey kan go botogo kuso ra ma ay.
- Bufu wa zaara kan ga hari candi da i na gulla mayo daabu nda; ga naŋ a me jinaa kan go a ra hallasi.



Kambe-wo: Djiguiba Boureima; Kambe-ɗwaari: Kadidia Nienta; Foto sambu ka: Djiguiba Boureima



Dumay-dumey kaŋ yaŋ go no

Foobou go foobou ra

- I ga hinni ga cambo te nda botogo, kawsu k wala nda guuru.
- Gulla kaŋ i ga dake cambo boŋ botogo no, l ma a te ibeeri; i ma jandi daŋ nga nda jina kaŋ i ga kuso gisi a boŋ cm3 ga koy 5 kaŋ ga naŋ i ma du ga laabu daŋ i gama ra.



Foobu go koppou ra

- Gulla botoga himando kurgutu no i ga te (zanga wo kaŋ yaŋ i ga goy nd'ey ga haray hallasi) wala wo kaŋ yaŋ gonda feeriyar kambe-ŋwaari.
- Kawsu cambo hima ga a te isasabante kaŋ ga naŋ jandi ma furo nga nda botogo wone game ra cm3.



Foobu go tchambou ra

- Gulla botoga himando kurgutu no i ga te (zanga wo kaŋ yaŋ i ga goy nd'ey ga haray hallasi) wala wo kaŋ yaŋ gonda feeriyar kambe-ŋwaari.
- Botogo cambo, i hima ga a sasabante kaŋ ga naŋ jandi ma furo nga nda botogo wane game ra cm3.

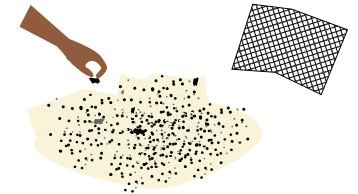


Taaso hananandiyaŋ

Ziibi beerey nda kusaa hima ga fatta laabo ra kaŋ ga naŋ haro deesiyaŋo ma te ga boori.

I ma ziibi beerey ka

- A ga boori i ma ziibi beerey nda tondey ka, kaŋ ga naŋ i ma si nangu boobo sambu.
- I ga hini ga te kambe ga wala i ma hagay nda guuru tame mm 3 ga koy 5.



I ma kusa ka

- Kusa kaayaŋo ga boori, zama a ga naŋ a ma si botogo cambo funey lutu.
- I ma ziibo hagay ga ka nda calayze dogonante ra wala i ma a faaru/Feetu hawo ma dira nda ziibo.



Faaruyaŋ/Feetuyaŋ

Da i ga ba i ma kusa ka faaruyaŋ/feetuyaŋ ga, l hima ga jina kaŋ laabo go a ra sambu beene boro jasma me (Araŋ ma ceci tita ga kaaru nda araŋ si ku) araŋ ma laabo faaru calayzo kaŋ go ga daaru kanda boŋ.



Gulla kaŋ ga yeenandi teeyan

I ma gulla kaŋ ga yeenandi te nangu kaŋ i ga goy nda zama da i na te a si faala i ma sambu ga sosorandi a tina se


Foobou go foobou ra

Foobu go koppou ra

Foobu go tchambou ra

1. I ma taasi tonton

- I ma taasi daŋ botogo cambo ra kaŋ ga naŋ gulla ma goro ga boori.
- I ga hini ga taasi tayo wala i kooga daŋ botogo camo ra.




2. I ma gulla gisi a ra

- I ma gulla gisi botogo cambo kaŋ gonga taasi ra, I ma ye ga taasi daŋ ga a toonandi kaŋ ga naŋ a ma goro ga boori.
- I ma jandi daŋ cm2 gulla nda botogo cambo kaŋ boŋ a ga game ra.



3. I ma taaso haŋandi

- I ma hari boobo daŋ kaŋ ga naŋ taaso ma tay gumo.
- Da haro to wo kaŋ I hima ga daŋ, I ga naŋ a ma sundu ga koy ganda kaŋ ga naŋ haro ma furo ga boori taaso ra.
- Da gulla go ga zinji, a ga cabe kaŋ haro kaŋ i daŋ taaso ra ba gumo, i hima ga haro ka hala i ga sintin ga goy nda.

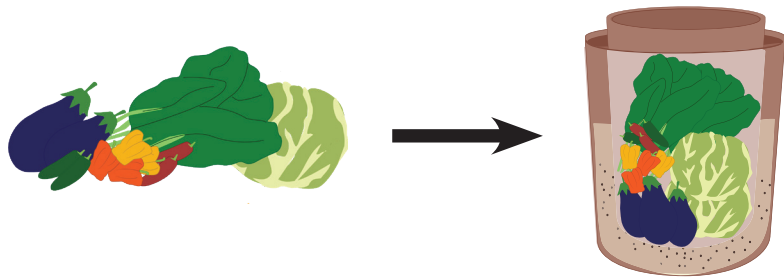


I ma gulla kañ ga yeenandi toonandi

I ma tabbantandi kañ ñwaarey mana tay ya-din mo no i ma na hasara kañ ra, ziibi wala gangamiize mana furo.

I ma me-ñwaarey (tuuriizey nda koptey) tayey hallasi

I ma me-ñwaari tayey dañ botogo cambo ra taaso boñ, Arañ ma tabbantandi kañ me-ñwaarey kulu kañ arañ dañ ga hallasi care bande. wa gune Mate kañ I ga te ga me-ñwaarey hallasa te care bande.



I ma gullaa kañ ga yeenandi mayo daabu



I ma zaara tayandi ga dake gulla me-daabirjo boñ kala a ma boori.

I ma zaara kangam a ma boori kañ ga nañ haro ma si tolli hala I ga dake a boñ.



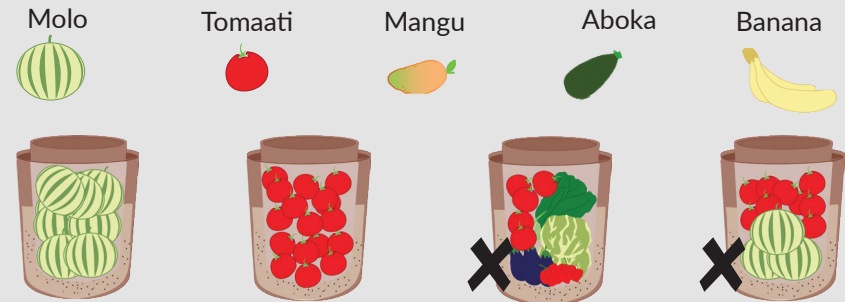
A ga boori iri ma bay

Yaamaryañey wo ga arañ ga arañ ma me-ñwaarey hallasiyo te gulla kañ ga yeenandi ra.

Tuuriize tayey kañ gonda haw farmo

Tuuriize tayo boobo no ga haw ga kañ se I ga ne faransi ciine ga (ethylene) kañ ga I cale tuuriize nda kopto tayey kañ sinda gaabi hasara.

I hima ga tuuriizey wo-ne yañ kañ diksa hallasi waani nda wo kañ yañ si diksa:



Kañ ga haw kaano dañ

Tuuriizey nda koptey tayey fooyañ ga hin ga ngey hawey dañ tuuriize nda kopto tayo fooyañ ga,ga i hawey hasara.



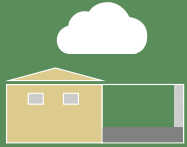
Kañ yañ si hagu care ra

I ma si kopto tayey nda me-ñwaari tayo fooyañ margu zama afooyañ ga waasi ga hasara no da batama ga yay gumo.



Wa arañ gulla kañ ga yeenandi sajaw

Wa yaamarey wo gana kañ ga nañ arañ ma du gulla kañ ga yeenandi ey nafa:



Bi cire

Wa gulla gisi bi yeeno ra nangu kañ wayna si.



Hanandiyañ

Taaso nda zaara ga hima ga bare alwaati kulu tayante. Da baayan i hima ga hari tonton ce fo zaaro ra.



Daabirji

Zaara tayante wala wo kañ si tay, i hima ga a taabu sorro boobo hala i ga a dañ ga gulla mayo daabu.



Hananyañ

Gulla kañ ga yeenandi hima ga bare alwaati kulu hananante, i ma a tuusu alwaati ga ka alwaati.



Haw faaruyan

Gulla kañ ga yeenandi hima ga bare nangu kañ haw ga furo a se wala nangu kañ hawo ga hagu a se.



Mate kañ e i ga goy nda

Jaw kali tuurizey kañ yañ ga hima care hinne no i ga dañ gulla kañ ga yeenandi rag a l hallasi.



WA SI

Hala boro ga ba ni ma goy nda gulla kañ ga yeenandi a boori, wala boro ma tabbatandi nda goyo, I hima ga goy nda “wa si”


WA SI gullaa gisi nangu kañ wayna ga hagu a se.



WA SI taaso nda zaara nañ i ma koogu.



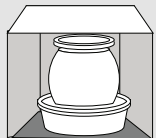
WA SI cambo nañ feerante.



WA SI nañ kusa nda ziibi ma furo a ra.



WA SI a gisi nangu kañ haw si furo.



WA SI ham, safari wala lokotoro kwaara sana yañ wala ñwaari kañ ga sara nda tayandi boobo furo i ra dañ ga i hallasi, ñwaari silman :albasan wala masongey.





Bon-feeray gullaa kaŋ ga yeenandi boŋ wo kaŋ i te Nyeleni sataa borey se kaŋ go Mopti Mali Laabo ra. Fota sambu ka: Djiguiba Boureima

Daabirji: Oumaro Barry nda nga gullaa kaŋ ga yeenandi kaŋ i te nda botogo Bourkina Faso laabo ra; fota sambu ka: Peter Rinker; Fita 3 : Jeero kaŋ i te gulla kaŋ ga yeenandi boŋ Peter Rinker Movement e.V

USAID Yalwa Activity / CNFA

Contact: Djimasbe Ngaradoum

dngaradoum@cnfa-niger.org

www.cnfa.org/program/usaid-yalwa/



USAID
FROM THE AMERICAN PEOPLE



CNFA
Cultivating New Frontiers
in Agriculture

Institut d'Economie Rurale (IER)

Contact: Dr Fatimata Cisse

diallofati@gmail.com

www.ier.ml



World Vegetable Center–West and Central Africa

John Nzungize

john.nzungize@worldveg.org

www.avrdc.org



WorldVeg

CoolVeg

Contact: Eric Verploegen, Founder

eric@coolveg.org

www.coolveg.org

CoolVeg

This work is adapted from A Guide to Assembling, Using, and Maintaining Clay Pot Coolers published by MIT D-Lab and available at dlab.mit.edu/clay-pot-cooler-guide.



This work is licensed under the Creative Commons Attribution 4.0 International License.

To view a copy of this license visit: <https://creativecommons.org/licenses/by/4.0/>